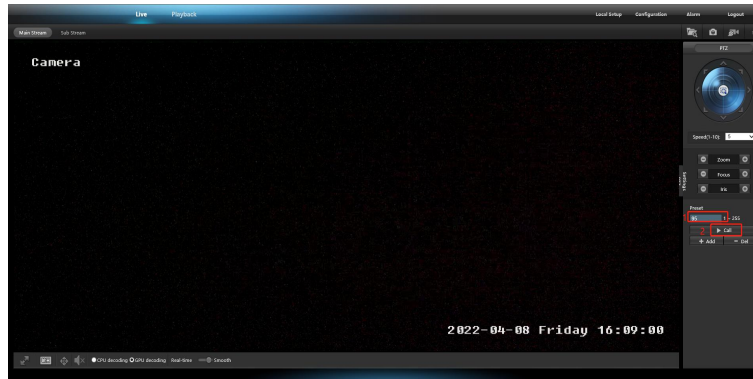
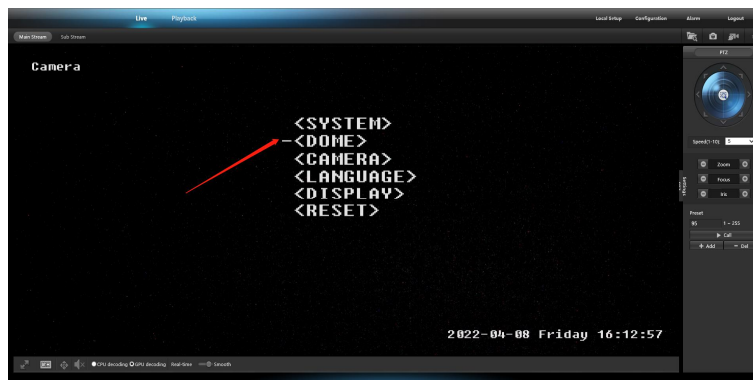


Forcibly turn off the IR light

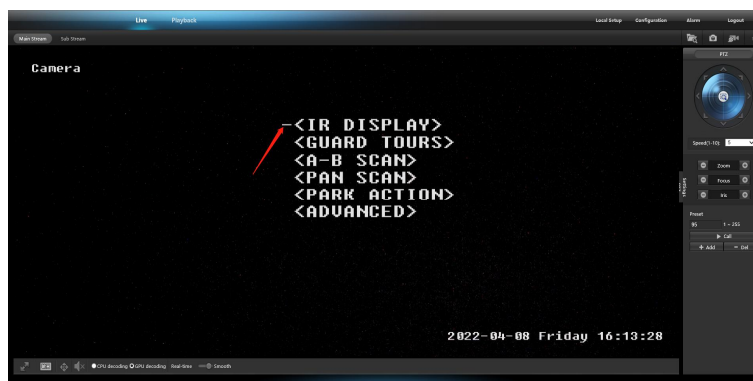
1. Log in to the camera web page, call preset 95.



2. Select "DOME". (Use the right dial to control, the up and down keys are for selection, and the left and right are for entering and exiting).



3. Select "IR DISPLAY".



4. Select "ILLUMINATION", and change the level to 0. (The higher the level, the sooner the infrared is turned on (level 0-15) When the level is 0, the infrared is turned off.)

