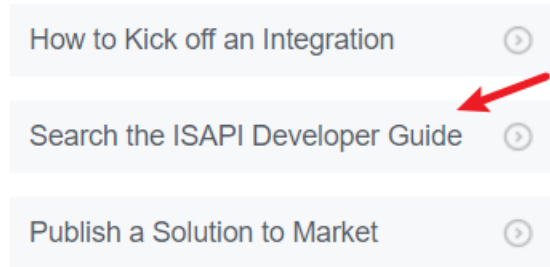


How To Search For ISAPI Documents On TPP

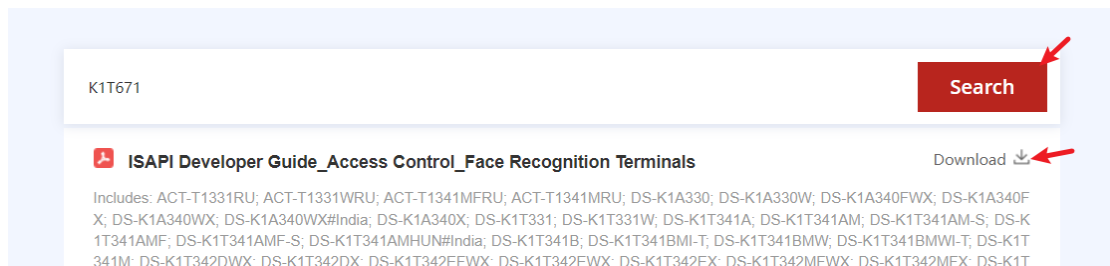
Step1: Login on tpp.hikvision.com

Step2: On the “My Account” page (<https://tpp.hikvision.com/tpp/Company>), click the “Search the ISAPI Developer Guide”

Integration Support



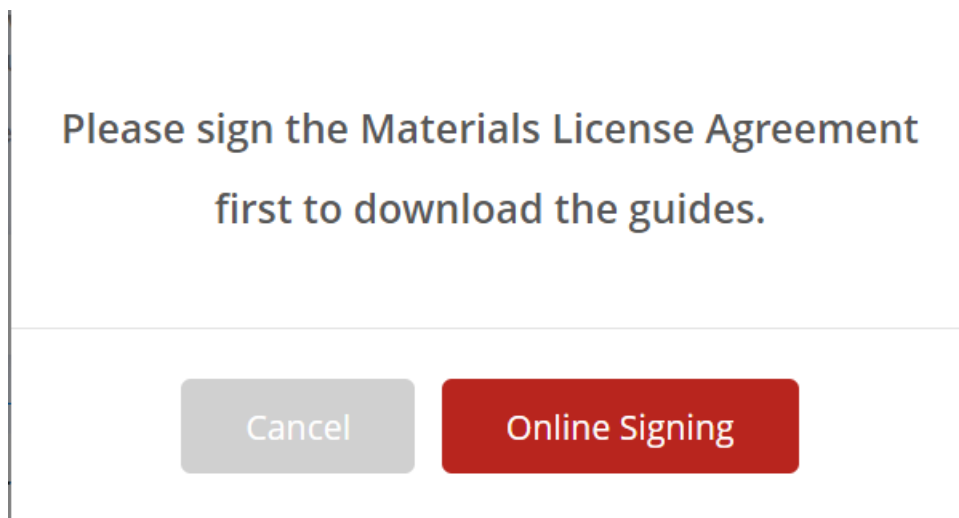
Step 3: Type in your device model and click “Search”



All the keyword-matched ISAPI documents will be listed.


If you signed MLA before, just click “Download” to download the document.

Step 4: If you have not signed the MLA, a pop-up window will display when you try to download documents.



Please go to <https://tpp.hikvision.com/tpp/Resource>, and sign the MLA first.

Enter Resource Name 🔍

[Sign Materials License Agreement](#)  [Sign Materials License Agreement-Russian](#)

[Sign Materials License Agreement-Japanese](#) [Sign Materials License Agreement-Turkish](#)

Step 5: Check the downloaded ISAPI documents. Enjoy!

