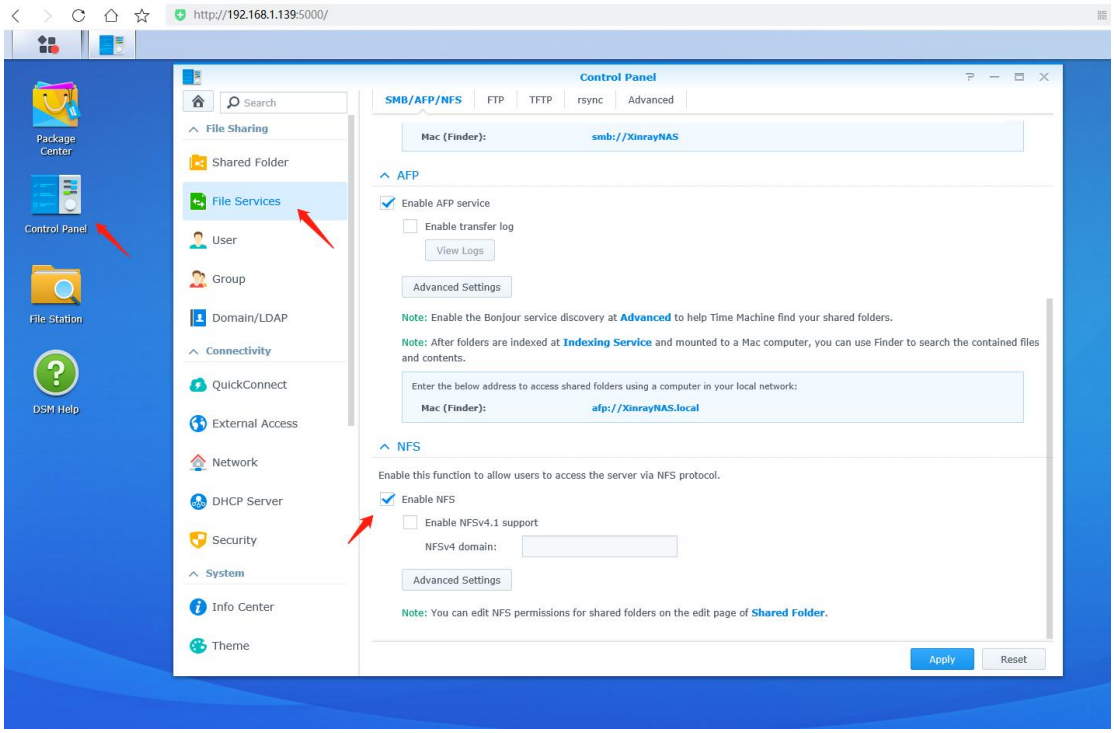
http://192.168.1.139:5000/
Package Center
Control Panel
File Station
DSM Help
Control Panel
Search
File Sharing
Shared Folder
File Services
User
Group
Domain/LDAP
Connectivity
QuickConnect
External Access
Network
DHCP Server
Security
System
Info Center
Theme
SMB/AFP/NFS
FTP
TFTP
rsync
Advanced
Mac (Finder):
smb://XinrayNAS
AFP
Enable AFP service
Enable transfer log
View Logs
Advanced Settings
Note: Enable the Bonjour service discovery at Advanced to help Time Machine find your shared folders.
Note: After folders are indexed at Indexing Service and mounted to a Mac computer, you can use Finder to search the contained files and contents.
Enter the below address to access shared folders using a computer in your local network:
Mac (Finder):
afp://XinrayNAS.local
NFS
Enable this function to allow users to access the server via NFS protocol.
Enable NFS
Enable NFSv4.1 support
NFSv4 domain:
Advanced Settings
Note: You can edit NFS permissions for shared folders on the edit page of Shared Folder.
Apply
Reset

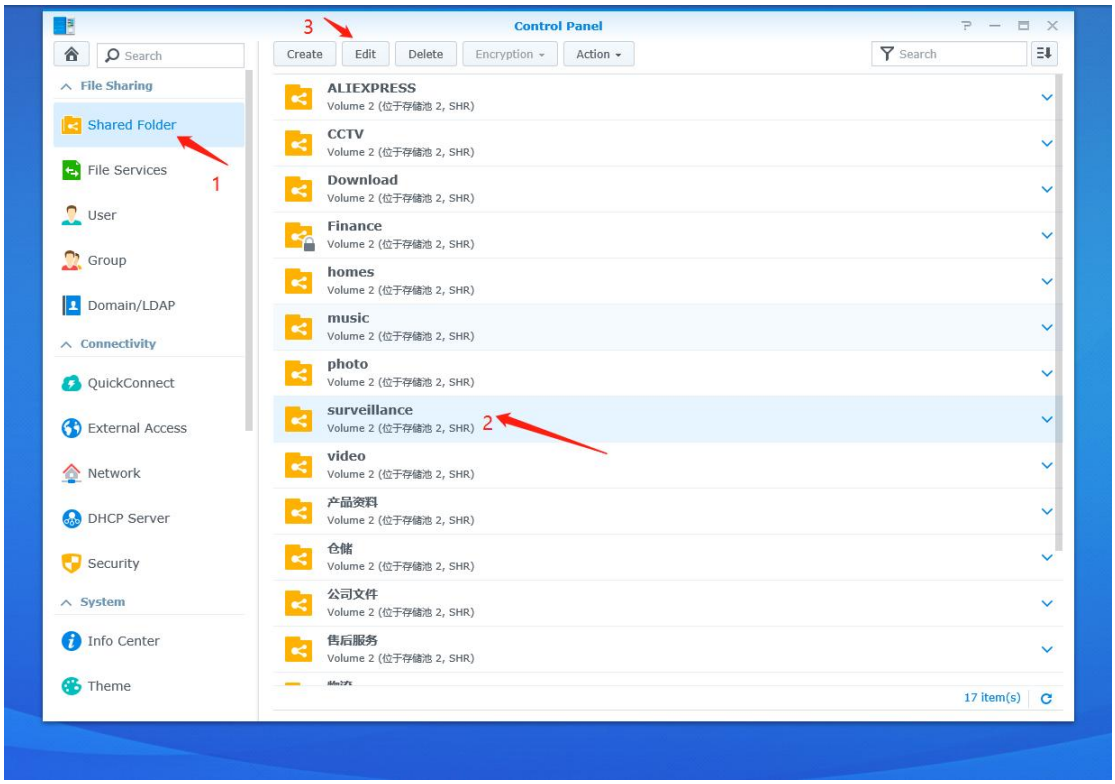
3
Control Panel
Search
File Sharing
Shared Folder
File Services
1
User
Group
Domain/LDAP
Connectivity
QuickConnect
External Access
Network
DHCP Server
Security
System
Info Center
Theme
Create
Edit
Delete
Encryption
Action
Search
ALIEXPRESS
Volume 2 (位于存储池 2, SHR)
CCTV
Volume 2 (位于存储池 2, SHR)
Download
Volume 2 (位于存储池 2, SHR)
Finance
Volume 2 (位于存储池 2, SHR)
homes
Volume 2 (位于存储池 2, SHR)
music
Volume 2 (位于存储池 2, SHR)
photo
Volume 2 (位于存储池 2, SHR)
surveillance
Volume 2 (位于存储池 2, SHR)
2
video
Volume 2 (位于存储池 2, SHR)
产品资料
Volume 2 (位于存储池 2, SHR)
仓储
Volume 2 (位于存储池 2, SHR)
公司文件
Volume 2 (位于存储池 2, SHR)
售后服务
Volume 2 (位于存储池 2, SHR)
17 item(s)

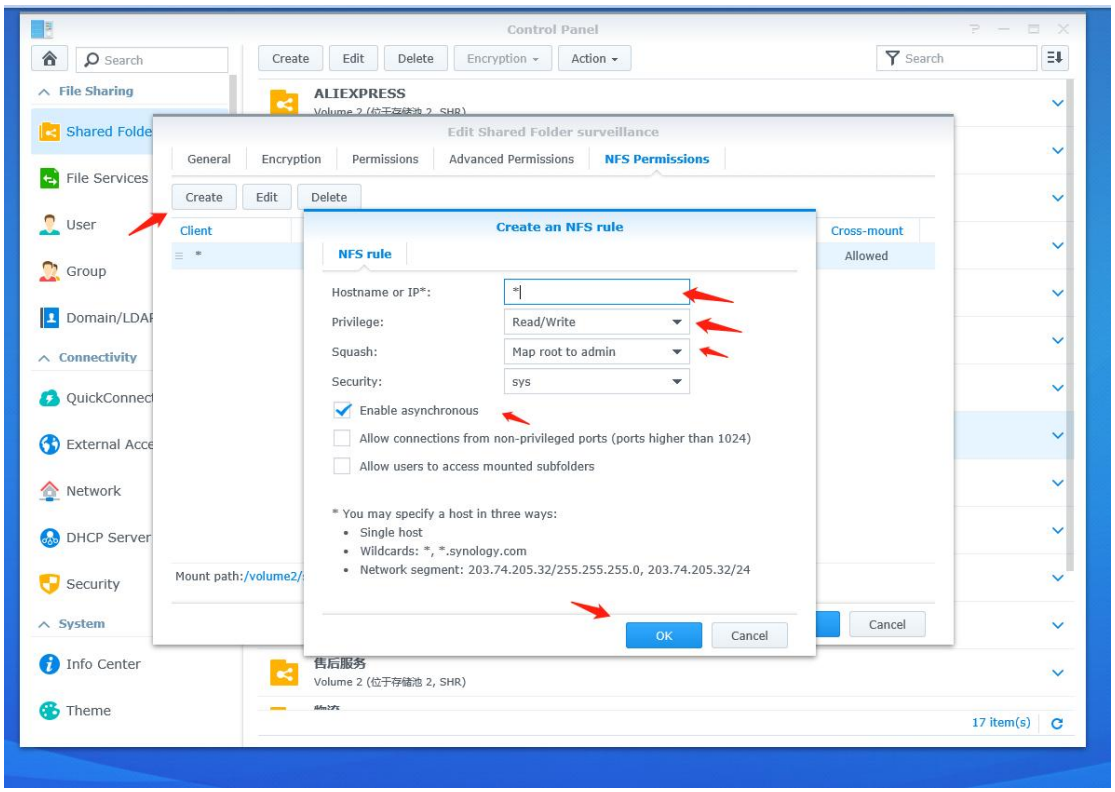
Control Panel
Search
File Sharing
Shared Folde
File Services
User
Group
Domain/LDAP
Connectivity
QuickConnect
External Acce
Network
DHCP Server
Security
System
Info Center
Theme
Create
Edit
Delete
Encryption
Action
Search
ALIEXPRESS
Edit Shared Folder surveillance
General
Encryption
Permissions
Advanced Permissions
NFS Permissions
Create
Edit
Delete
Client
Cross-mount
Allowed
Mount path:/volume2/
Create an NFS rule
NFS rule
Hostname or IP*:
*
Privilege:
Read/Write
Squash:
Map root to admin
Security:
sys
Enable asynchronous
Allow connections from non-privileged ports (ports higher than 1024)
Allow users to access mounted subfolders
* You may specify a host in three ways:
Single host
Wildcards: *, *.synology.com
Network segment: 203.74.205.32/255.255.255.0, 203.74.205.32/24
OK
Cancel
Cancel
售后服务
Volume 2 (位于存储池 2, SHR)
17 item(s)